Qingdao Huicheng Environmental Technology Group Co., Ltd.

2024 A

81 1 22

Đ

“ ”

“

”

		T+1	T+2	T+3	T+4	T+5	T+6

		T+1	T+2	T+3	T+4	T+5	T+6

“

”



“

“ ”

”

نم سم

		115,868.62	**85,000.00**

“ ” “

”

..... 1
..... 2
..... 12
..... 15
..... 18
..... 96
..... 106

..... 136

..... 139

..... 149

..... 162

			94,881,110	**48.40%**

“ ”

“

”

1

“

2

“ ”

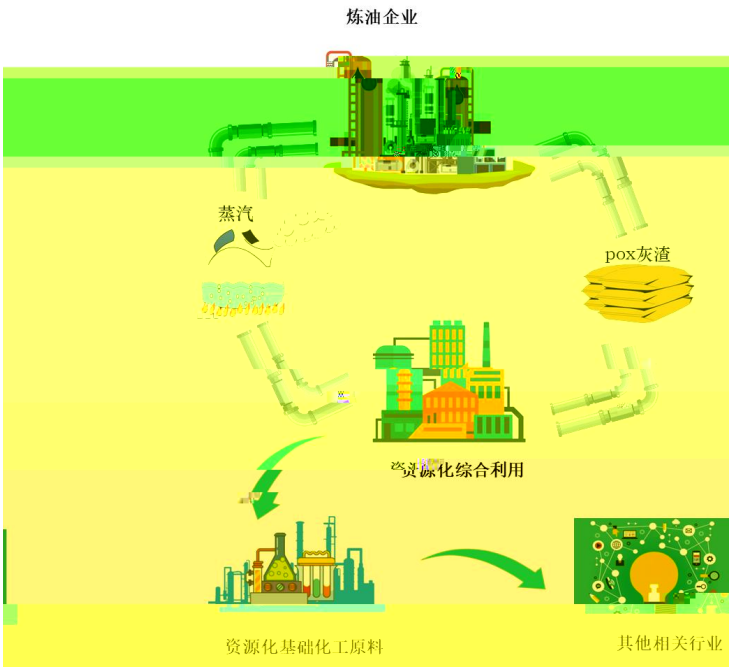

3

ή

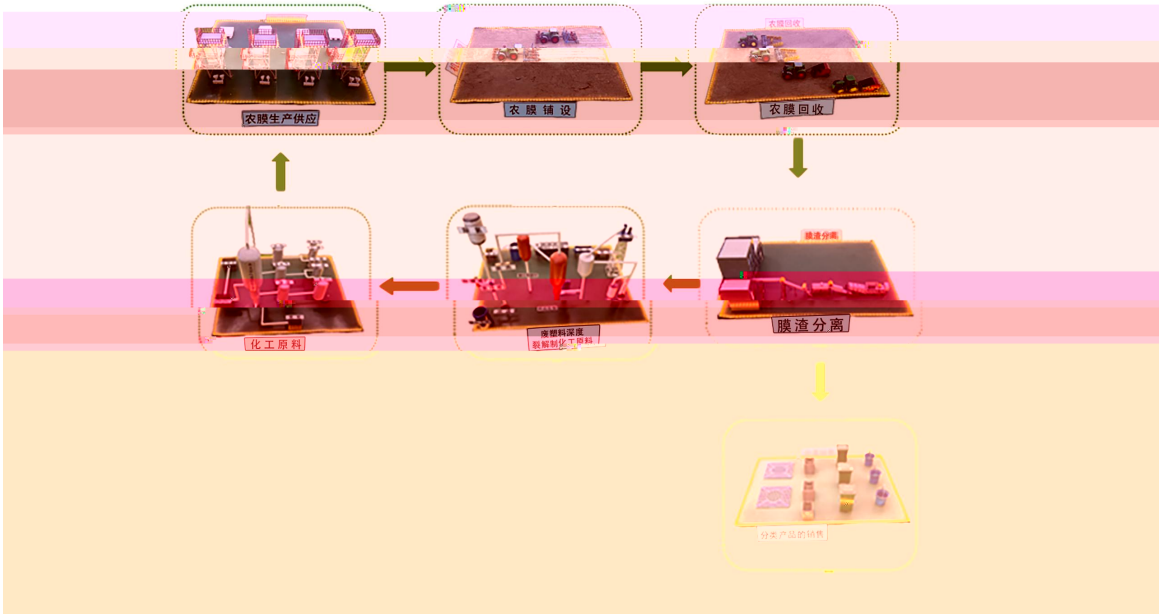

1

1

2

“ ”

2

1　FCC

2

3

	HCRL复活催化剂	
	HCRH复活催化剂	

3

4

“ ”

“ ” “

” “ ” “ ”

“ ” “ ”

5

1

	2025 1-6		2024		2023		2022	
		%		%		%		%
	35,496.44	63.26	66,340.31	58.29	70,229.36	66.03	3,938.31	11.00
	17,005.81	30.31	39,102.49	34.36	31,858.31	29.96	24,363.78	68.08
	1,369.44	2.44	5,507.66	4.84	1,774.40	1.67	2,160.33	6.04
	2,237.18	3.99	2,862.69	2.52	2,489.69	2.34	5,324.87	14.88
	56,108.87	100.00	113,813.16	100.00	106,351.75	100.00	35,787.29	100.00

2

	2025 1-6		2024		2023		2022	
		%		%		%		%
	56,108.87	100.00%	113,813.16	100.00	106,351.75	100.00	35,787.29	100.00

3

	2025 1-6	2024	2023	2022

2

2

1

2025 1-6 2024 2023 2022

8,023.66 62.89% 15,907.27 60.67% 15,811.05 66.17

1 FCC

—

2 FCC

3 POX

	250,963.24	**56,262.64**	**194,700.60**	**77.58%**

“

”

1

1

2

3

2

1			

			“ ” “ ”

“

”

“

”

“

”

“

“ ”

”

“ ”

“ ” “

” “ ” “

”

ǰ ' ǰ

”

“

”

“

”

“

”

“

”

2

“ ”

“ ”

ك

حي

+O¿©© E÷

6 ñD

4

2

1

“ ”

“ ”

“ ” “

” “ ”

“

”

2

ضج θ đ

3

“ ”

4

“ ”

“ ” “ ”

“

” “

”

“ ”

1

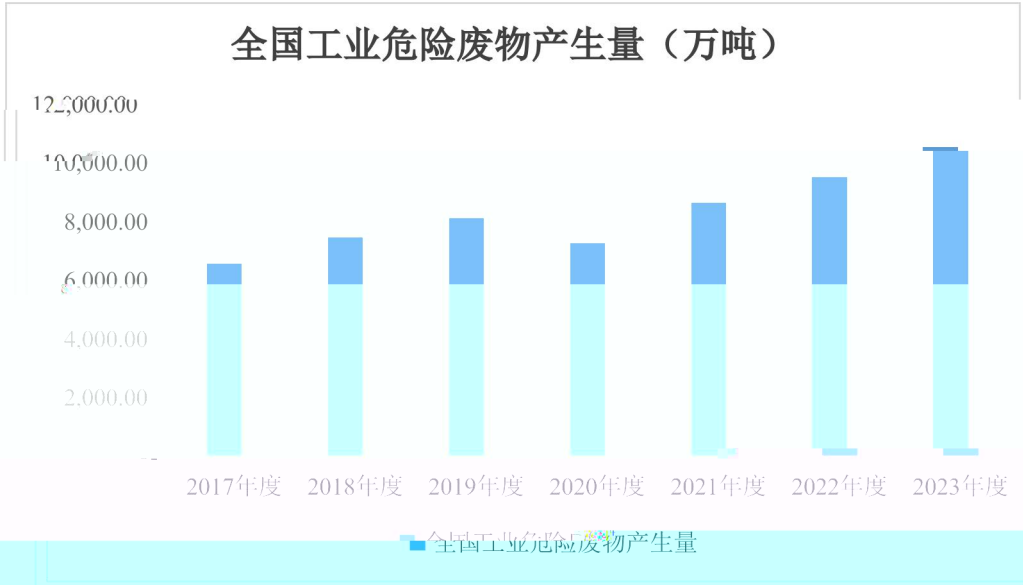
全国工业危险废物产生量（万吨）
12,000.00
10,000.00
8,000.00
6,000.00
4,000.00
2,000.00
2017年度
2018年度
2019年度
2020年度
2021年度
2022年度
2023年度
全国工业危险废物产生量

2

3

“

”

“

”

4



“ ”

“ ” “

”

1

2

1

2

3

4

1

1

2

“

”

3

2

“

” “

”

“ ”

“ ” “

” “ ”

“ ”

3

4

“ ” “

” “ ” “ ”

“ ”

3

1

“ __ __ __ ”

“ ”

1

“ ”

Ä

4

5

“ ”

2

—

2

1

“

”

2

“ ”

“ ”

“ ”

1

“

” “ ”

2

“ ” “ ”

“ ”

3

4

1

2

3

4

5

6

7

							/

/

/

0%

\

0%

/

							/

							/
	.						
	.						

							/

/

“ ”

¤ 3

1

					4,660.10	**——**	**——**

2

3

4

5

“ ”

ķ z , ж u ϰ ш Ц ǵ ≡ ǵ ш ∪ :

1

“ ”

“

”

2

1 2023 12

“

”

“

”

2 2024 9

“

”

Ò א

“

” “ ”

4

“

” “

”

1 2024

	2024	2023		

2 2025 1-6

	2025 1-6	2024 1-6		

	2025 1-6	2024 1-6		

1 2024

	2024	2023
	24.44%	32.37%
	23.50%	33.87%
	24.79%	29.74%
	33.59%	31.76%
	23.64%	23.87%
	56.28%	9.96%
	24.74%	32.22%

1

	2024	2023

2

	2024	**2023**

9

2025	1-6	2024	2023
	%	%	%

“ ” “ ”

“ ”

2

“ + +

” “ ”

3 “

”

“ ”

“ ”

“ ” — —

“ ”

“

”

1

“ ”

“ ”

2

3



		115,868.62	**85,000.00**	**-**	**-**

1

	“ ”

2

		37,667.00	**100.00%**	**35,603.00**	**35,000.00**

		/	/ /	
1				

/

1 2 3 4 5 6 7 8 9 10 11 12

		-	-	**42,979.16**

2

			2022	**2023**	**2024**

	2022	2023	2024

1

2

			%		
		53,201.62	**100.00**	**44,022.30**	**25,000.00**

							/
1		**13,697.89**	**17,588.22**	**5,175.22**	**36,461.33**	/	/

							/
2					**9,722.17**		

3

	/												

4

1

0% 8

	“ ”	

1

2

3

“

”

1

“ ”

2

“ ”

3

“ 8 ”

“ (2024)

0007198 ”

“ ”

2020

51

“

”

“ ”

1

2

3

“

”

“

”

“

”

1

	2025 1-6	2024	2023	2022

2

3

1

2

1

“

”

“

” “ ” “ ”

2

“

”

3

“

”

ḳ ɾ ɔ̀ɪ

1

“

”

“

”

3 **V**

		43.03	**42.54**	**47.82**
		68.38	**58.33**	**70.14**

3

	2022	**2023**	**2024**

4

	2022		**2023**		**2024**	
	36,323.20	**100.00%**	**107,065.49**	**100.00%**	**114,918.45**	**100.00%**

	2022		2023		2024	
	28,487.27	78.43%	40,608.13	37.93%	68,793.76	59.86%
	10,607.28	29.20%	11,819.95	11.04%	26,784.47	23.31%

5

	2024		2025 -2027		
			2025	2026	2027
	68,793.76	59.86%	89,431.89	116,261.45	151,139.89

	2024		2025 -2027		
			2025	2026	2027
	26,784.47	23.31%	34,819.81	45,265.76	58,845.48

2

1

1

2

2

3

1

2

4

1

			79,625.30

2

“

”

										30,263.41

“

”

“ ”

				2025 1-6	2024	2023	2022		

	2020	2019

“

”

1

2

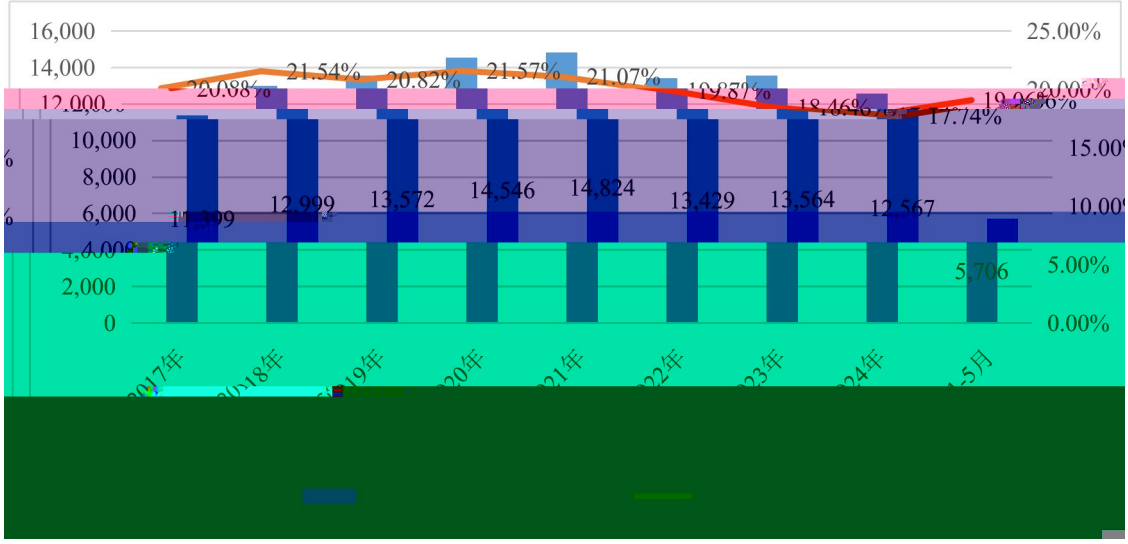
16,000
14,000
12,000
10,000
8,000
6,000
4,000
2,000
0
25.00%
20.00%
15.00%
10.00%
5.00%
0.00%
20.88%
21.54%
20.82%
21.57%
21.07%
19.87%
18.46%
17.74%
12,999
13,572
14,546
14,824
13,429
13,564
12,567
5,706
2017年
2018年
2019年
2020年
2021年
2022年
2023年
2024年
1-5月

	2023 -2025 6	2022	2021	2020	2019

3

1

2

3

18

“ ”

“ ”

“

”

1 ›

“ ”

“

”

“ ”

		T+1	T+2	T+3	T+4	T+5	T+6

		T+1	T+2	T+3	T+4	T+5	T+6

“

”

“ ”

			%	%
	67,094,250	**31,365,500**	**46.75%**	**16.00%**

20% 103.79 /						

			40% 77.84 /			

A